


Biology Tech Preview

Storyboard

INTRO

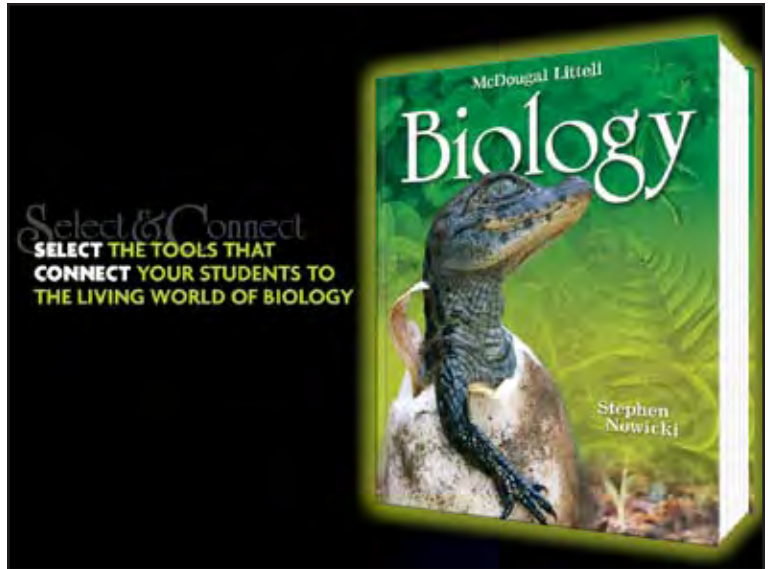
Welcome to your technology tour of McDougal Littell
Biology—



Intro-01

*Fade in music
show Bio PE*

—the complete biology program designed to help
you select the tools that will connect your students to
the living world of biology.



Intro-02

*Bio PE moves to right
Bio sales story fades in*

Take a moment to explore some of the time-saving technology resources available from McDougal Littell Biology.



Intro-03

*black screen shrinks to fit on laptop
Bio logo appears*

To view the complete tour, click “start”—



Intro-04

*callout box appears
START button appears*

or click an icon below to select the resource you'd like to see first.



Intro-05

*START button moves down
intro text and arrow appear
menu bar wipes on from left
loop movie until user clicks a button
(user can choose START to start at eEdition or
choose any product from the menu)*

eEDITION

eEdition is where you and your students can go for our fully interactive version of the McDougal Littell Biology textbook.



EE-01

*transition
show EE-logo
show EE-laptop and DVD*

eEdition includes the complete text of the program, a complete audio reading of the text—



EE-02
transition
show EE-chapter opener

plus highlighting and notetaking tools. And with the fast and easy search function, your students can find the material they need in moments.



EE-03
zoom in Tools menu

With eEdition your students will find labs and investigations from the textbook, as well as live links to ClassZone.com, the companion web site to your McDougal Littell biology program.



EE-04

fade out Tools menu

zoom in Online Biology callout

Plus, SciLinks at point of use help your students learn more about chapter content by exploring relevant, NSTA-approved web sites.



EE-05

transition

show EE-spread 90-91

zoom in SciLinks callout

And links to Online Quizzes enable students to immediately test their knowledge.



EE-06

fade out SciLinks callout

zoom in quiz callout

To tap into your students' natural curiosity, every unit of the interactive textbook includes live links to BioZine—the exclusive, up-to-date internet magazine designed especially for students—




EE-07

transition

show EE-biozine spread

—and Interactive Review, the eye-catching source for review games and guided test practice.




EE-08

transition

show EE-interactive review page

Ever wish your students could see biology concepts in motion? Animated Biology is our brand new biology feature that's linked to every chapter of the interactive textbook. Animated Biology enables you to immediately demonstrate concepts in class—it even allows your students to visualize, explore and interact on their own.



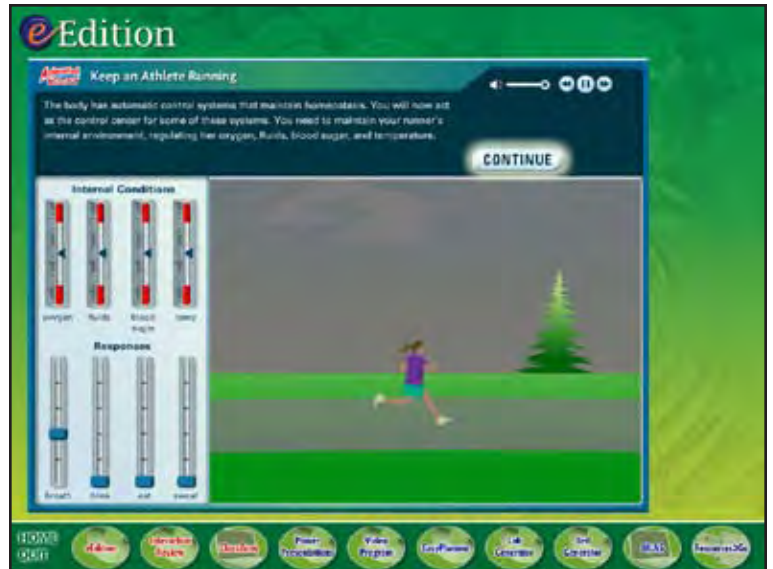
EE-09

transition

show EE-animated bio spread

zoom in Animated Bio callout

Try it now! To view a sample Animated Biology sequence, click "continue".



EE-10

transition

show Animated Bio

zoom in CONTINUE button

When you're finished, click "next".




EE-11

load animated_bio.swf (user will be able to interact with animation)

show NEXT button

loop movie until user clicks NEXT (or menu button)

With McDougal Littell Biology, every student has an opportunity for first-hand learning—



EE-12


transition

show EE-laptop

show Bio PE

show EE-DVD


—online—



EE-13

hilite EE-laptop


in print—



EE-14

*fade out EE-laptop hilite
hilite Bio PE*


and on DVD-ROM.



EE-15

*fade out Bio PE hilite
hilite EE-DVD*


That means more choice and more flexible ways to keep your students connected and engaged!



EE-16

fade out EE-DVD hilite

To continue your tour, click “continue”, or click an icon below.



HOME

transition to HOME

show intro laptop

show continue text and arrow

show CONTINUE button

loop movie until user clicks a button

(user can choose CONTINUE to go on to Interactive Review or choose any product from the menu)

INTERACTIVE REVIEW

Interactive Review is the eye-catching source for interactive chapter review—giving your students a fun and engaging way to prepare for any test.



IR-01

transition

show IR-logo

show IR-laptop and CD

With Interactive Review your students can choose to play review games and practice for chapter tests.



IR-02

transition

show IR-start screen

Even more, Interactive Review provides a detailed review of every key concept, complete with illustrations.



IR-03

transition

show IR-key concepts screen

To review important biology terms, your students can play any number of word games—including vocabulary flip cards—



IR-04

transition

show IR-flipcards screen

word scramble—



IR-07

transition

show IR-word scramble screen

and hang ten.



IR-08

transition

show IR-hang 10 screen

Interactive Review also includes Concept Maps, designed to help your students connect important vocabulary words and concepts.



IR-09
transition
 show IR-concept map screen

Animated Biology gives your students an up-close look at biology in motion, enabling them to interact with detailed concepts and processes.



IR-10
transition
 show IR-animated bio screen

Plus, section quizzes provide a fast way for students to find out what they know—and what they need to know.



IR-11
 transition
 show IR-quiz screen

To make it easier on you, the built-in scorecard provides instant reports on how each student performed. It also tells you how long each student spent on every activity.



IR-12
 transition
 show IR-scorecard screen

Try it now! Two view a sample of Interactive Review, click "go".

When you're finished, click "next".



IR-13

transition

show IR-laptop and CD

show GO! button (opens IR sampler in web browser)

show NEXT button

loop movie until user clicks NEXT (or menu button)

Whatever your needs, Interactive Review offers you more choice and more great ways to connect your students to the concepts they need to remember.



IR-14

fade out GO! button

fade out NEXT button

To continue your tour, click “continue”, or click an icon below.



HOME

transition to HOME

show intro laptop

show continue text and arrow

show CONTINUE button

loop movie until user clicks a button

(user can choose CONTINUE to go on to ClassZone or choose any product from the menu)

CLASSZONE

Classzone.com, the companion Web site for your McDougal Littell Biology program, offers a variety of student and teacher tools that give you even more ways to select and connect—



CZ-01

transition

show CZ-logo

show CZ-laptop

Also, McDougal Littell's Data Analysis activities help your students turn real-life data into powerful graphs and charts that they can design on their own!



CZ-04

fade out web quest screen

fade in data analysis screen

And, with the McDougal Littell Activity Maker, you can instantly create, edit, and customize an online activity that will get your students thinking about biology—in an environment that's fun and familiar to students.

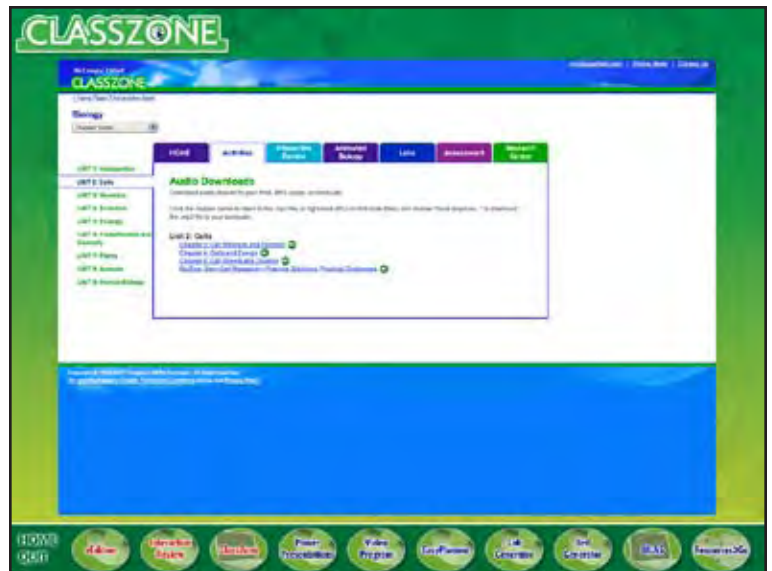


CZ-05

fade out data analysis screen

fade in activity maker screen

Plus, the ClassZone activity center includes complete audio downloads that your students can listen to right on their computer or MP3 player.



CZ-06
transition
show CZ-audio downloads screen

ClassZone.com also includes Interactive Review—the all-in-one source for motivating chapter review games—



CZ-07
transition
show CZ-interactive review screen

—and Animated Biology, our brand new biology feature that engages your students with a variety of animations for every unit.



CZ-08
transition
show CZ-animated bio screen

It also features Virtual Labs and Virtual Dissections. From crime scene forensics to blood typing, your students can venture into the virtual laboratory and conduct their own investigations—without the lengthy set-up or clean-up.



CZ-09
transition
show CZ-labs screen

ClassZone.com comes equipped with a variety of assessment tools, including section quizzes and standardized test preparation. That way, your students can get ready, and get motivated, for the big test—at their own pace.



CZ-10
transition
show CZ-assessments screen

Plus, the comprehensive Research Center provides a number of chapter-based resources your students can use to expand their knowledge of key concepts and main ideas from the textbook.



CZ-11
transition
show CZ-research center screen

And when your students want to know more, they can try SciLinks—giving them easy and direct access to science web sites reviewed and approved by the NSTA. What an exciting way to satisfy every student's curiosity!



CZ-12
transition
show CZ-SciLinks screen

At ClassZone.com, you can keep your students connected to the real world of biology with BioZine, the internet magazine designed especially for students!



CZ-13
transition
show CZ-home screen
zoom in BioZine link

BioZine helps you make real-world connections every day with up-to-the-minute textbook articles, live newsfeeds and uncommon facts...as well as features on cutting-edge issues, technologies, and careers!



CZ-14
transition
show CZ-BioZine screen

Try it now! If you're connected to the Internet, click "Go" to visit BioZine online!

When you're finished, click "next".




CZ-15
transition
show CZ-BioZine laptop
show GO! button (opens <http://biologybiozine.com/> in web browser)
show NEXT button
loop movie until user clicks NEXT button (or menu button)

Finally, ClassZone.com includes the complete online version of the McDougal Littell Biology textbook, with full-text audio, so your students have anywhere-anytime access to the materials and resources they need.



CZ-16
transition
show CZ-home screen
zoom in Online Book link

To continue your tour, click “continue”, or click an icon below.



HOME
transition to HOME
show intro laptop
show continue text and arrow
show CONTINUE button
loop movie until user clicks a button
(user can choose CONTINUE to go on to Power Presentations or choose any product from the menu)

POWER PRESENTATIONS

McDougal Littell offers you a wealth of presentation resources all in one place—Power Presentations with Media Gallery.



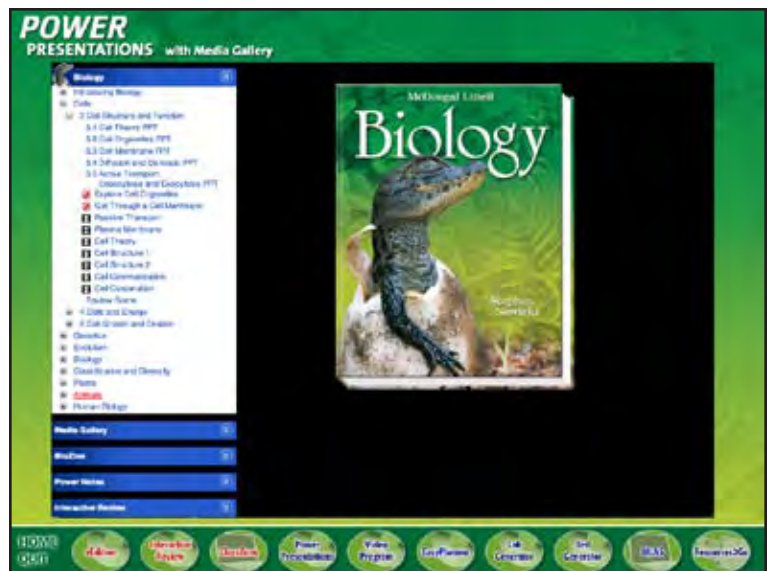
PP-01

transition

show PP-logo

show PP-laptop and CD

Power Presentations starts you off with a complete PowerPoint presentation for every section and every chapter in the textbook—



PP-02

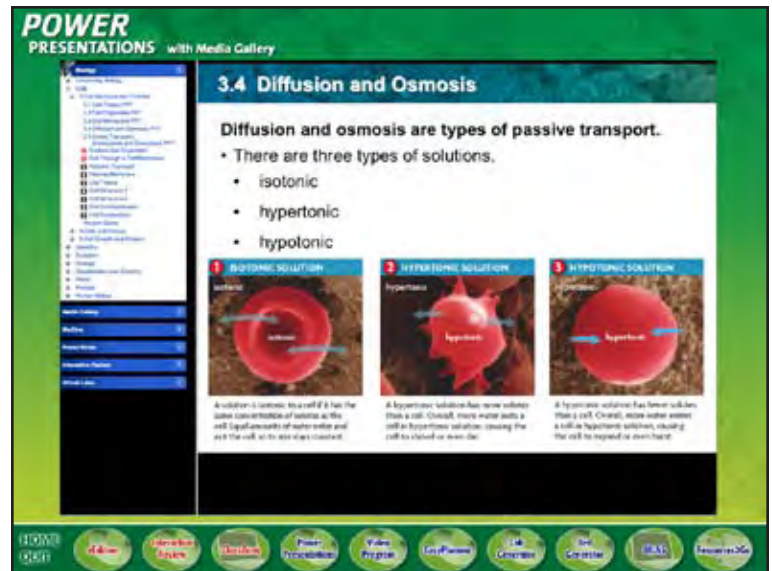
transition

show PP-main screen

zoom menu

animate drilling down through menu

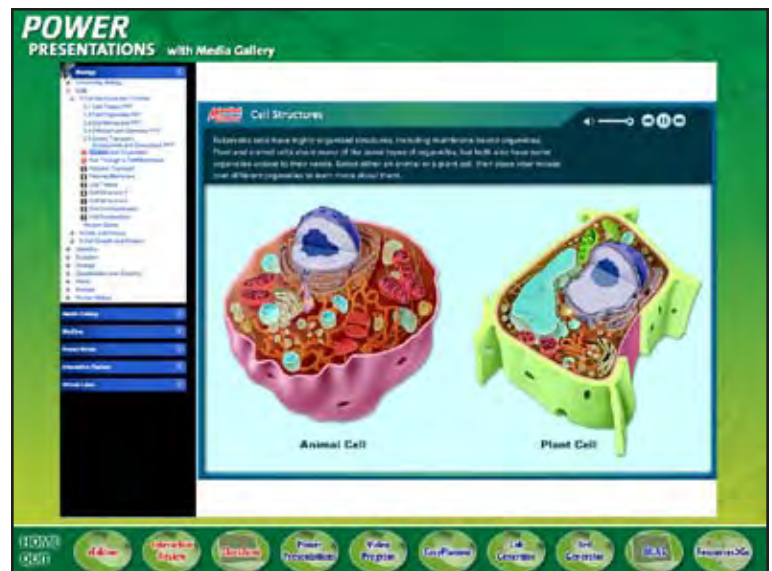
helping you create a multimedia lesson that will connect your students to important concepts and keep them thinking—long after class is through.



PP-03
transition
show PP-PPT screen

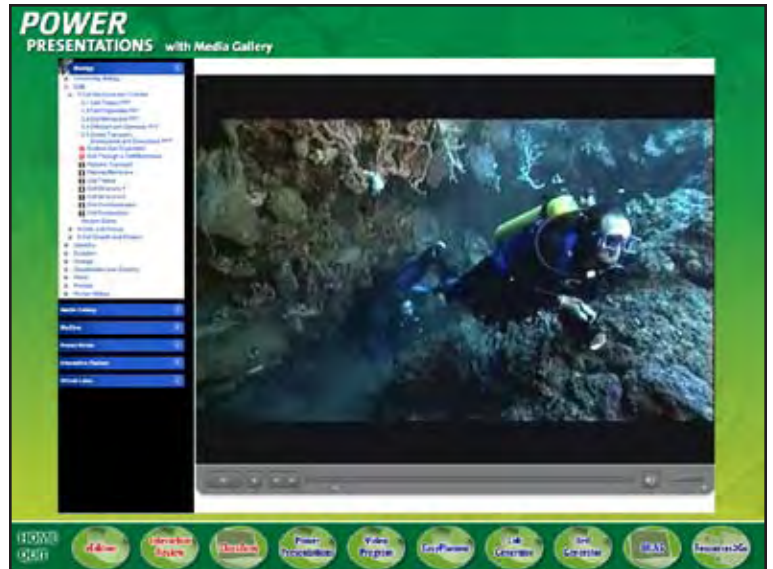
This time-saving resource gives you everything you need to select, edit, and adapt the materials that fit your needs—

including Animated Biology—



PP-04
transition
show PP-animated bio screen

engaging video segments—



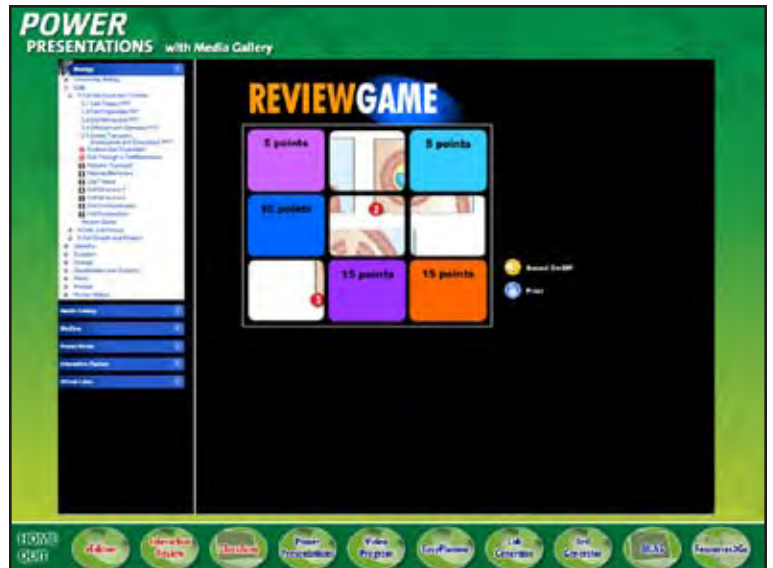
PP-05

transition

show PP-video screen

and Review Games!

Who says reviewing for tests can't be fun? With Review Games, you and your students have a fun and easy way to review chapter material—in a format your students can immediately enjoy.



PP-06

transition

show PP-review game screen

Try it now! Click “Go” to play a sample review game.

When you’re finished click “next”.



PP-07

transition

show PP-laptop and CD

show GO! button (opens Review Game in web browser)

show NEXT button

loop movie until user clicks NEXT (or menu button)

Want to design your own presentation?

McDougal Littell’s Media Gallery enables you to select from a rich library of images, lesson-based photos, videos,

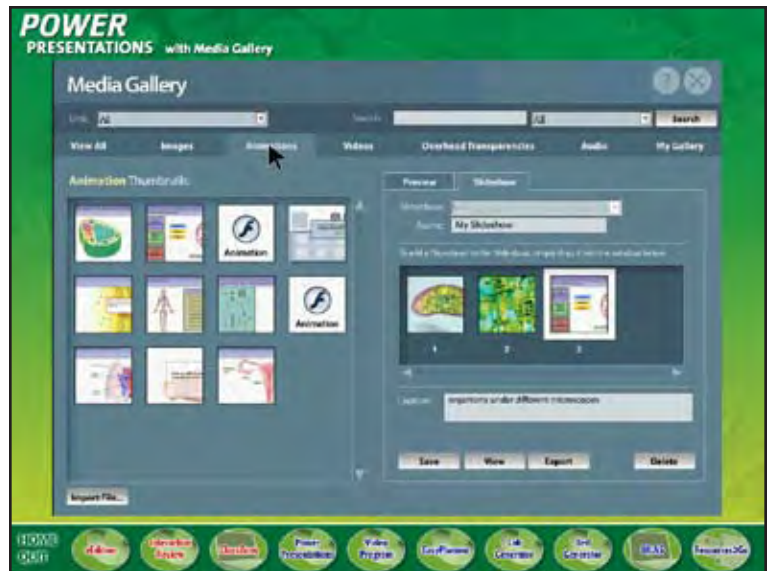


PP-08

transition

show PP-media gallery

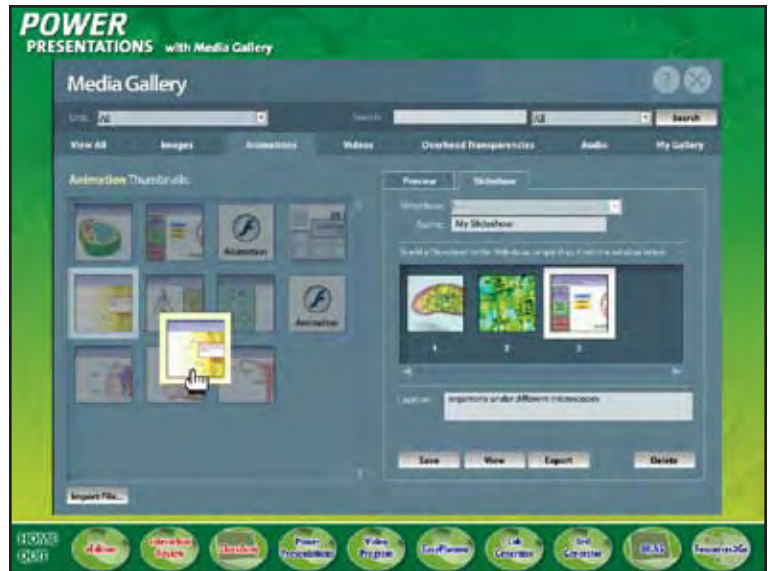
and animations—all designed to save time and tap into your students' natural curiosity.



PP-09

animate cursor selecting the animations tab

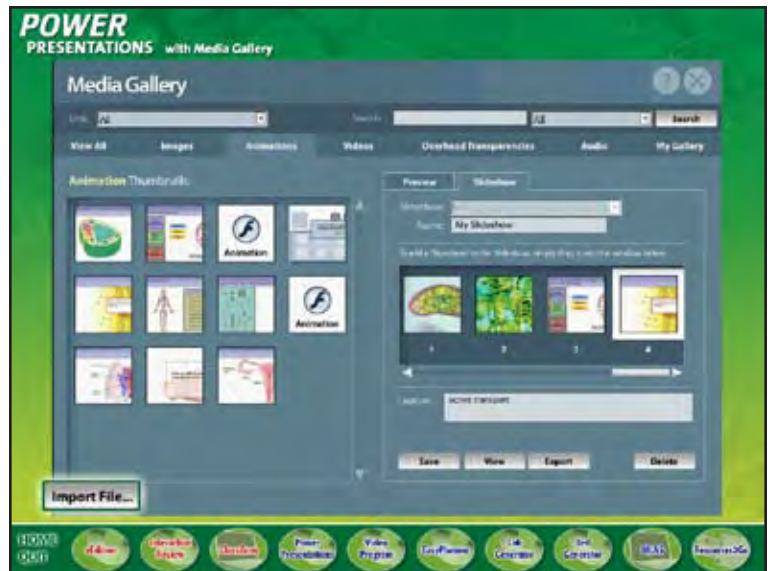
With Power Presentations' flexible interface, you can easily drag and drop the image or animation you want—



PP-10

continue animation drag and drop item

or import and save your own!



PP-11

zoom Import File button

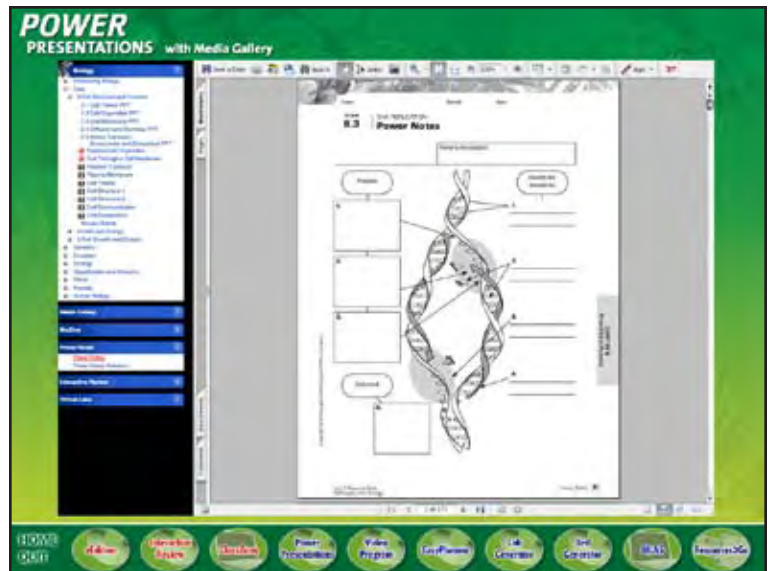
Plus, with Power Presentations, you have easy access to BioZine, the internet magazine for students—



PP-12

*transition
show PP-biozine screen*

Power Notes—

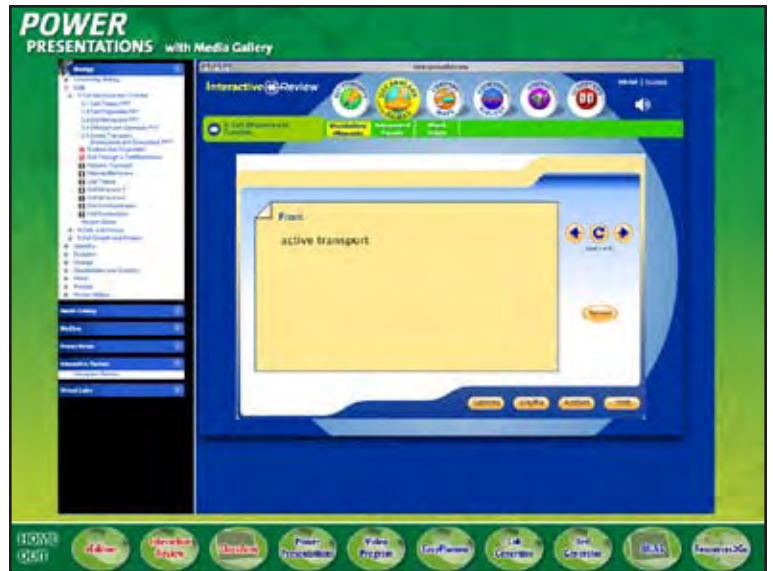


PP-13

transition

show PP-power notes screen

Interactive Review—



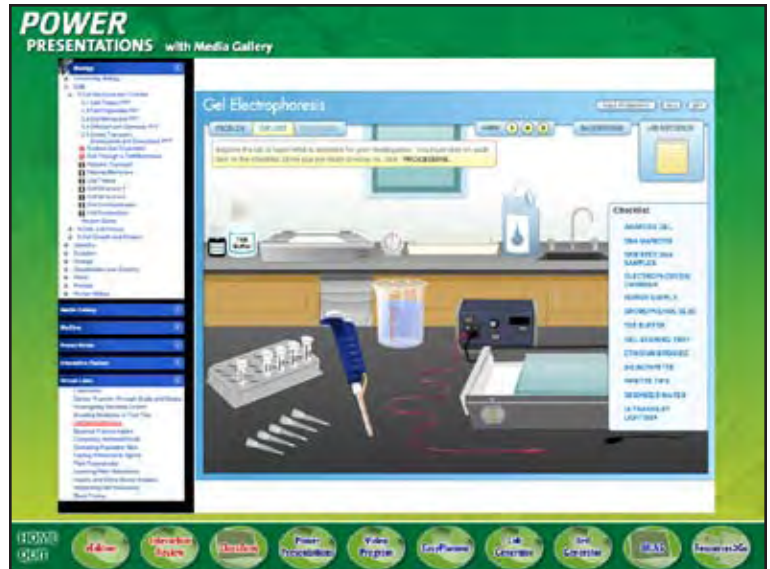
PP-14

transition

show PP-interactive review screen

and Virtual Labs!

It all adds up to the most flexible presentation tool available!




PP-15

transition

show PP-virtual labs screen

To continue your tour, click "continue", or click an icon below.



HOME

transition to HOME

show intro laptop

show continue text and arrow

show CONTINUE button

loop movie until user clicks a button

(user can choose CONTINUE to go on to Video Program or choose any product from the menu)

VIDEO PROGRAM

Need a fast and flexible way to bring real-world biology into the classroom?

The McDougal Littell Biology Video Program gives you over 130 quality video segments that instantly support your biology lessons—and give your students an up-close view of concepts, processes—and people—involved in the exciting world of biology.



VP-01

transition

show VP-logo

show VP-laptop and DVD

These cutting-edge videos are conveniently arranged on one DVD and available for every unit in the textbook—

so you can decide how and when video is used in your lessons.

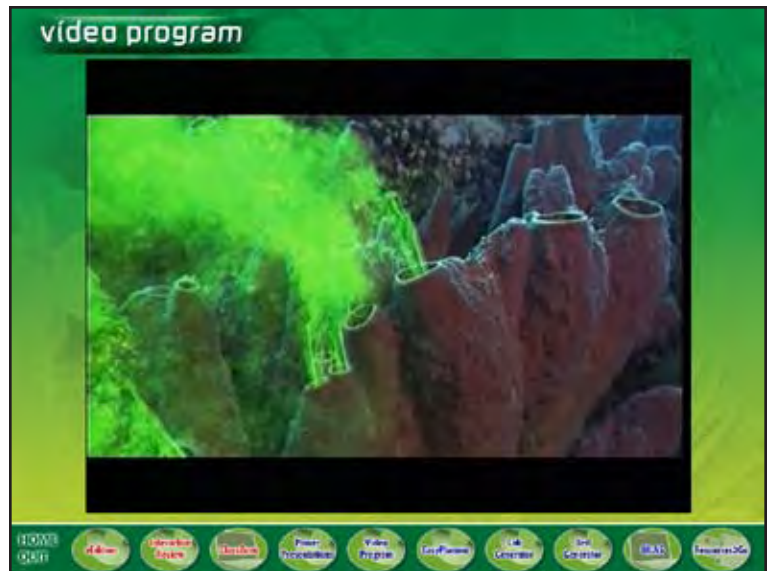


VP-02

transition

show VP-menu screen

McDougal Littell's Video Program is designed for maximum flexibility—with minimum preparation—giving you an eye-catching way to introduce new concepts and demonstrate the real-world application of biology in everyday life.



VP-03

transition

show loop of video screen shots

To continue your tour, click “continue”, or click an icon below.



HOME

transition to HOME

show intro laptop

show continue text and arrow

show CONTINUE button

loop movie until user clicks a button

(user can choose CONTINUE to go on to EasyPlanner or choose any product from the menu)

EASY PLANNER

Need a fast alternative to searching through your files?

The EasyPlanner DVD-ROM gives you direct access to your complete Teacher's Edition and your complete teaching and planning materials—organized in one integrated electronic package!



EP-01

transition

show EP-logo

show EP-laptop and DVD

All materials are arranged by unit, chapter and type of resource—

so you can browse, select, and print the resource you need in moments.



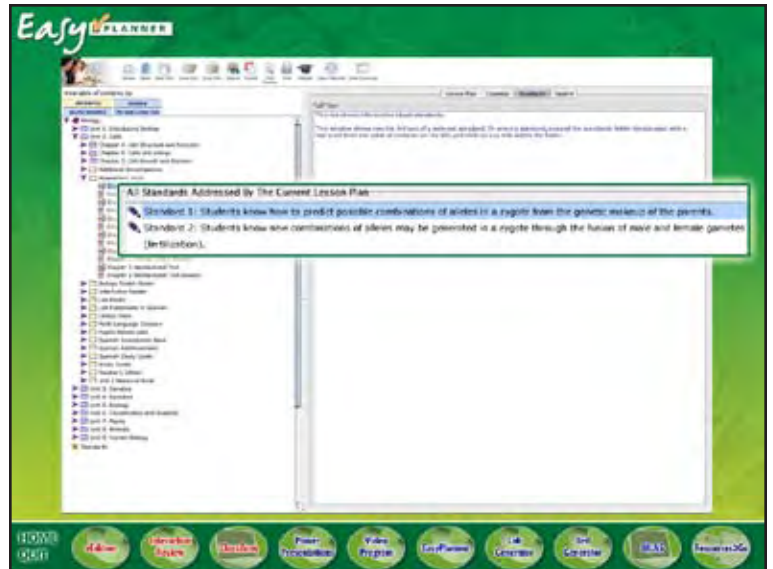
EP-02

transition

show EP-resources screen

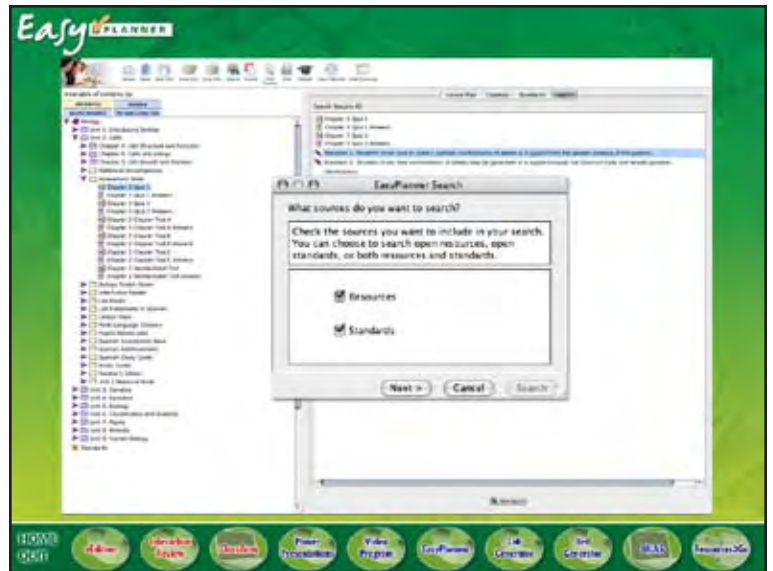
zoom in menu

All resources are correlated to your state standards—so you can be sure your standards are addressed in every lesson, every day.



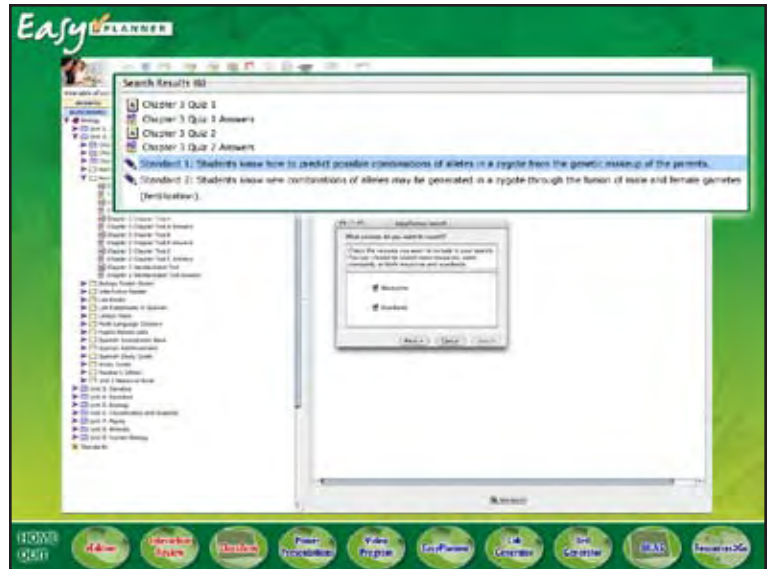
EP-03
transition
show EP-standards screen

Plus, EasyPlanner's fast search function enables you to search by standard or by key word—



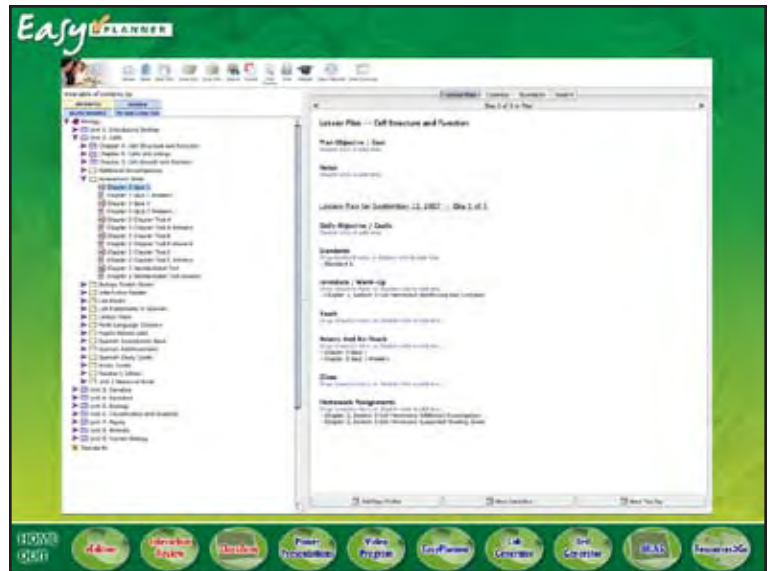
EP-04
transition
show EP-search screen
zoom in search pop-up

so you can go right to the resource you need—without ever turning a page.



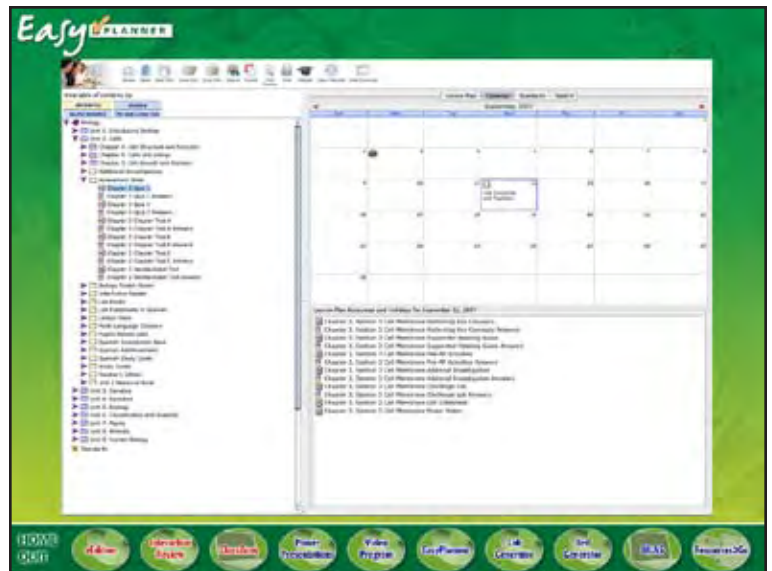
EP-05
*fade out search pop-up
zoom in search results*

EasyPlanner's flexible interface makes lesson planning easier than ever. It helps you edit and customize ready-made lesson plans—or design your own—just by dragging and dropping the resources you want.



EP-06
*transition
show EP-lesson plan screen*

That way, using EasyPlanner's interactive calendar, you can view and arrange your lessons by day—or plan ahead for the entire month. What a great way to save time and ensure your students are getting the attention they need!



EP-07

transition

show EP-calendar screen

To continue your tour, click “continue”, or click an icon below.



HOME

transition to HOME

show intro laptop

show continue text and arrow

show CONTINUE button

loop movie until user clicks a button

(user can choose CONTINUE to go on to Lab Generator or choose any product from the menu)

LAB GENERATOR

McDougal Littell has designed one of the most comprehensive lab programs available—giving you the freedom to select how your students connect and interact with biology concepts.



LG-01

transition

show LG-logo

show LG-laptop and CD

The McDougal Littell Lab Generator is your one-stop source for hands-on labs and inquiry labs that connect students to biology concepts using quick, easy-to-find materials.



LG-02

transition

show LG-main screen

This dynamic all-in-one resource helps you find the lab you want in moments using a fast, searchable database. You can view or search for the lab you want using any number of criteria—such as key word—



LG-03
transition
show LG-search screen
zoom in search criteria

difficulty level—



LG-04
show Difficulty options

and by the science content standards you need to address.



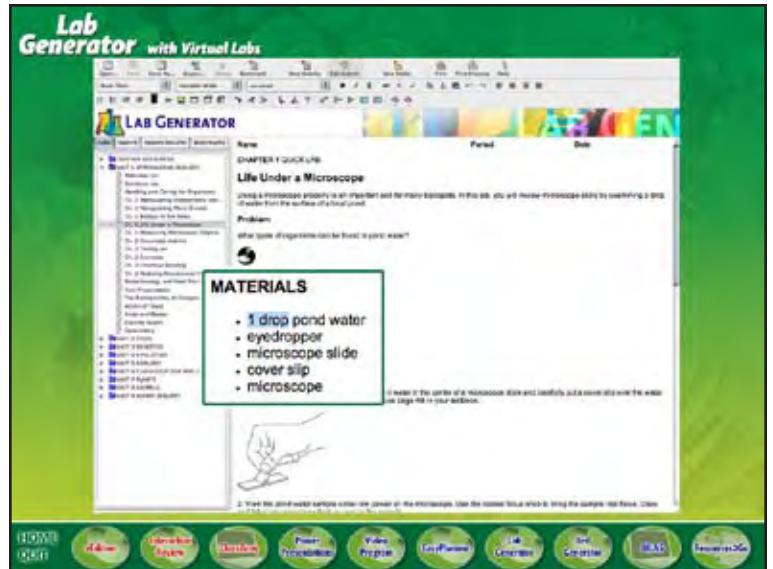
LG-07
show Standards options

That way, you can be sure you're students are doing the work they need to do in the time they need to do it!



LG-08
transition
show LG-search results screen

Need to customize your own lab? The Lab Generator enables you to edit and adapt every lab to your specifications.



LG-09
transition
show LG-edit screen
zoom in materials list
animate editing

It also helps you create your own labs from a readymade template—

—giving you a fast and efficient way to connect your students to the concepts—and skills—they need to learn!



LG-10
transition
show LG-template screen

For more time-saving tools, check out the Teacher Resources. Here you'll find a variety of practical teacher aids—



LG-11

transition

show LG-teacher resources screen

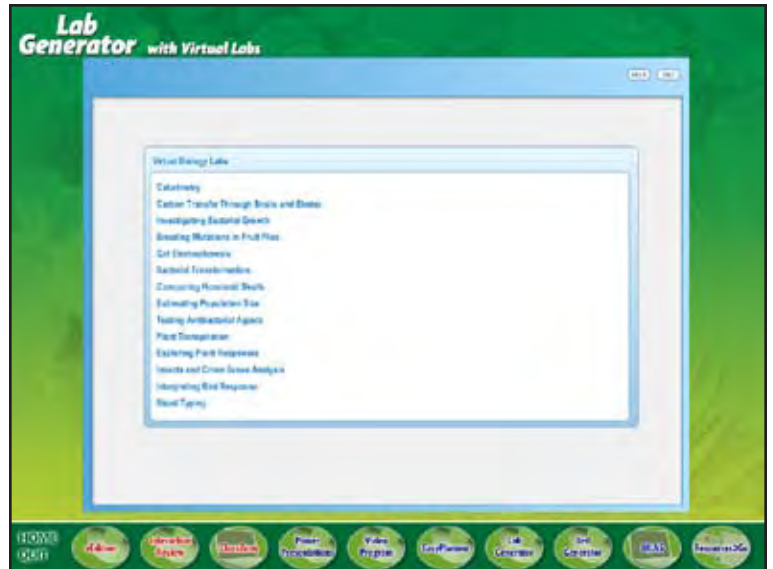
such as helpful safety guidelines, master materials lists, and hints on how to write and evaluate a lab report.



LG-12

zoom in teacher resources menu

Plus, to extend your classroom even more, Virtual labs help engage your students' imaginations with interactive investigations from real-life lab and field settings.



LG-13
transition
show LG-virtual labs menu screen

From crime scene forensics to blood typing, your students can venture into the virtual laboratory and conduct their own investigations—without the lengthy set-up or clean-up.



LG-14
transition
show LG-virtual lab screen

Try it now! To view a sample Virtual Lab, click “Go”.

When you’re finished, click “next”.



LG-15

transition

show LG-virtual labs laptop and CD

show GO! button (opens sample forensics lab in web browser)

show NEXT button

loop movie until user clicks NEXT (or menu button)

The Lab Generator, with Virtual Labs, is part of the Lab Binder, the all-in-one package that contains all labs and lab-related content for your McDougal Littell Biology program. Whatever you’re looking for, the Lab Binder gives you a complete library of labs and activities that connect your students to essential concepts—all in one place!



LG-16

transition

show Lab Binder

To continue your tour, click “continue”, or click an icon below.



HOME

transition to HOME

show intro laptop

show continue text and arrow

show CONTINUE button

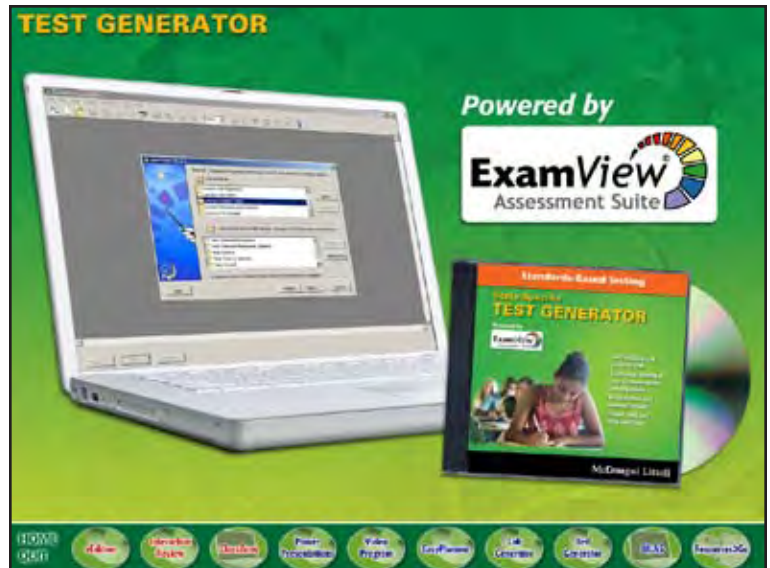
loop movie until user clicks a button

(user can choose CONTINUE to go on to Test Generator or choose any product from the menu)

TEST GENERATOR

Looking for an easy way to create and customize your tests?

The McDougal Littell Test Generator is powered by ExamView Assessment Suite—the industry-leading assessment software that gives you a powerful tool to build comprehensive, standards-based tests in minutes.



TG-01

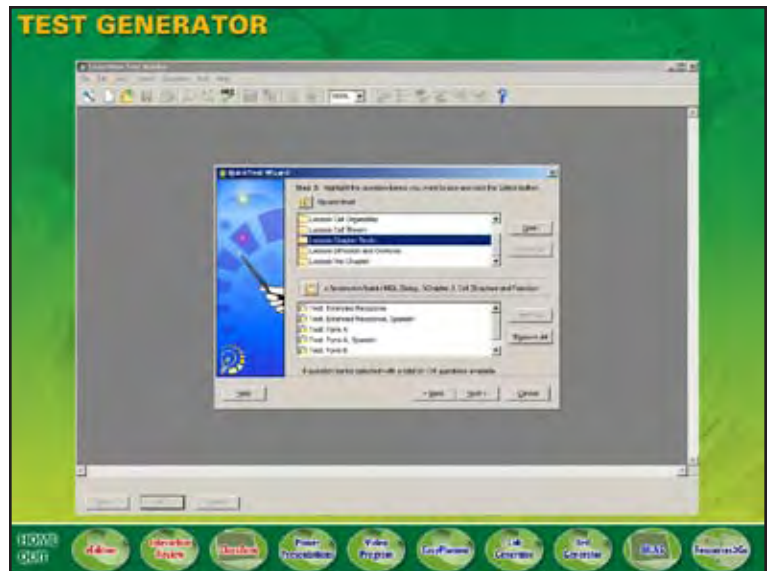
transition

show TG-logo

show TG-laptop and CD

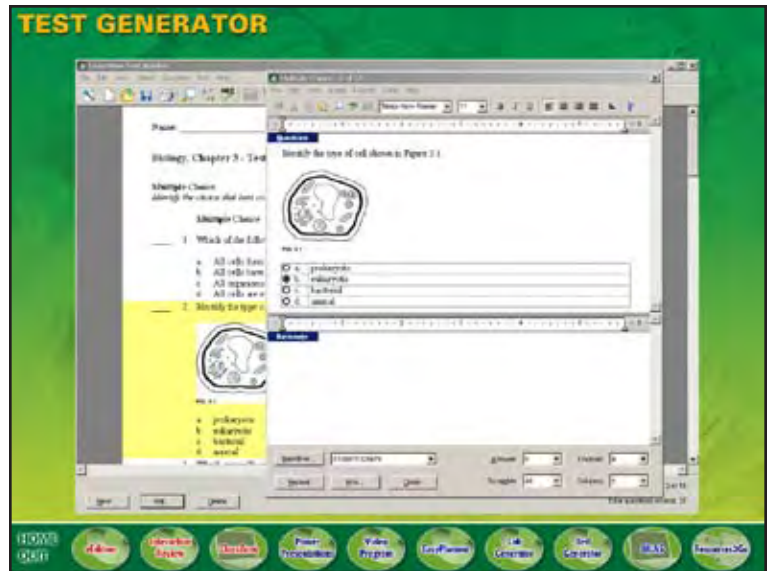
zoom in ExamView logo

This easy-to-use program contains thousands of test items from McDougal Littell Biology that are correlated directly to state and national standards.



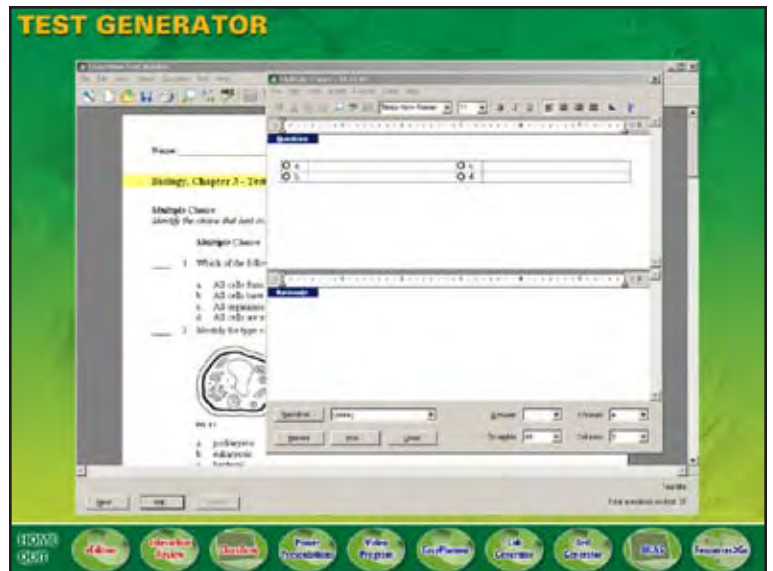
TG-02
transition
show TG-main screen

In moments, you can select and edit these test items—



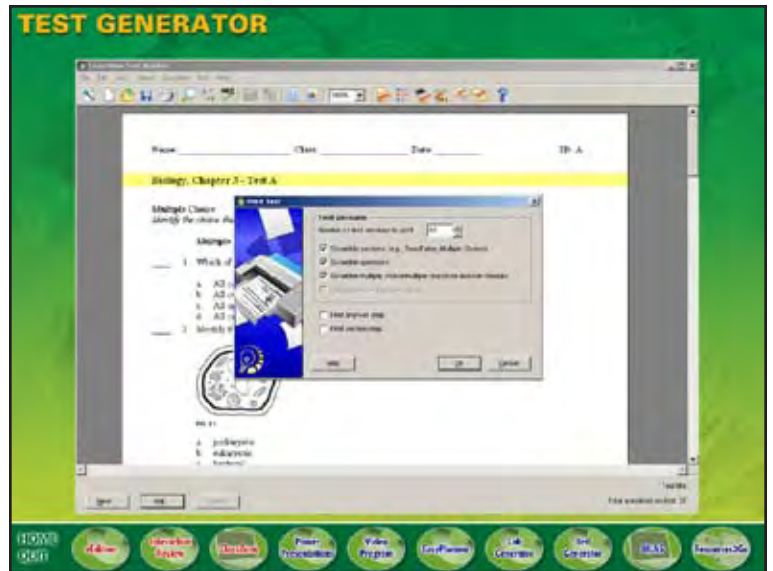
TG-03
transition
show TG-edit screen

design your own from a ready-made template—



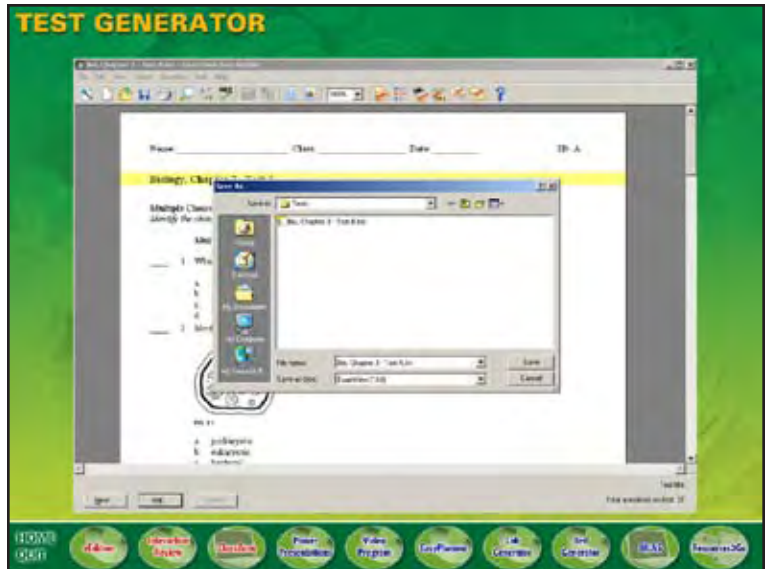
TG-04
transition
show TG-template screen

or create multiple versions of the same test.



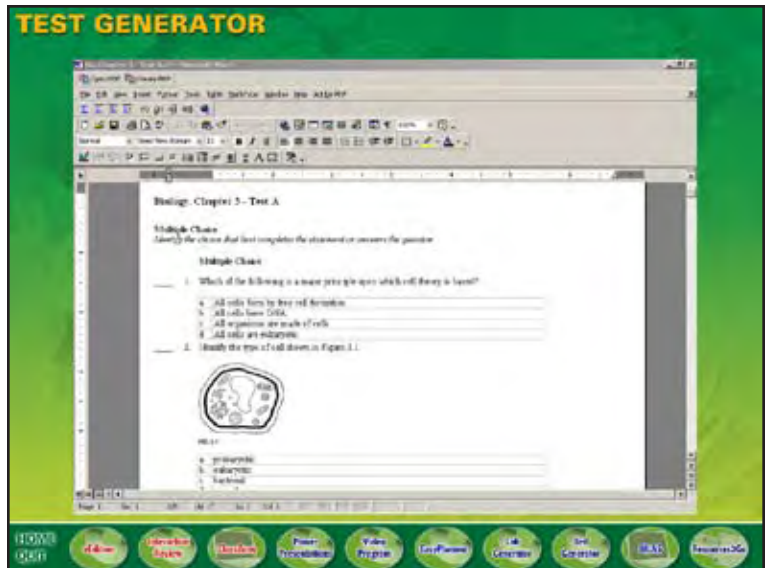
TG-05
transition
show TG-print screen

Print out the same test in multiple versions, and save your new test items in one accessible location!



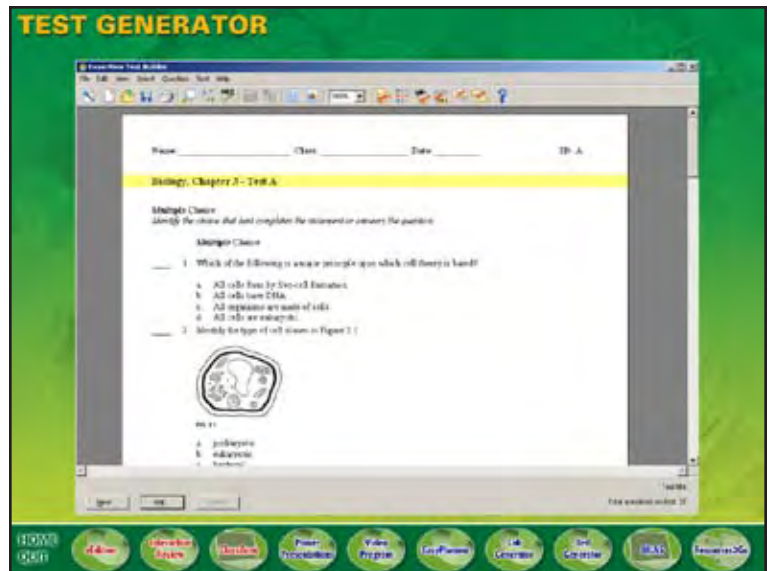
TG-06
transition
show TG-save screen

You can also create and edit your tests using any full-featured word processor, such as Microsoft Word. That means more flexibility for you—and the ability to work in a familiar software environments!



TG-07
transition
show TG-MSWord screen

With the ExamView Assessment Suite, you can get online updates with downloadable content from the web—ensuring that your test questions are always current and up-to-date!



TG-08
transition
show TG-test screen

Plus, the McDougal Littell Test Generator works seamlessly with the McDougal Littell Assessment System—the flexible, web-based program that helps you complete the assessment cycle.

What a great way to ensure that all your students are mastering the standards!



TG-10
transition
MLAS laptop and MLAS logo

To continue your tour, click “continue”, or click an icon below.



HOME

transition to HOME

show intro laptop

show continue text and arrow

show CONTINUE button

loop movie until user clicks a button

(user can choose CONTINUE to go on to MLAS or choose any product from the menu)

MLAS

The McDougal Littell Assessment System is the only fully integrated assessment tool that provides a unique solution to preparing your students for standardized tests.

This comprehensive assessment and remediation program gives you a fast and seamless way to test... score... report... and reteach.



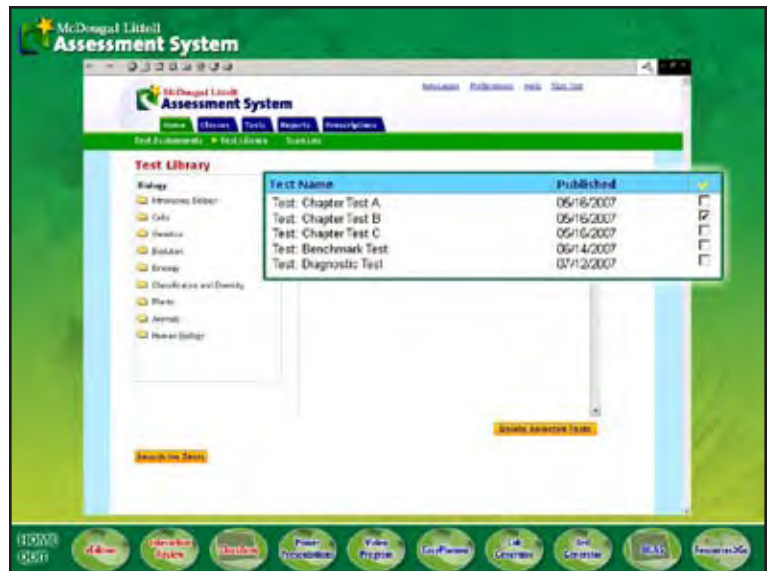
AS-01

transition

show MLAS-logo

show MLAS-laptop

Choose from a wealth of assessment items—from chapter and lesson tests, to standards test practice, to benchmark and diagnostic tests.



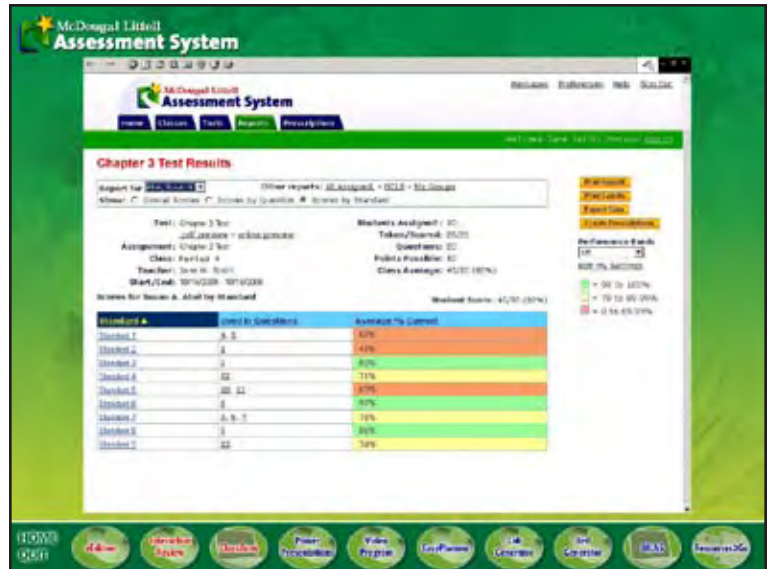
AS-02
transition
show MLAS-test lib screen
zoom in tests

Your students can take tests online—



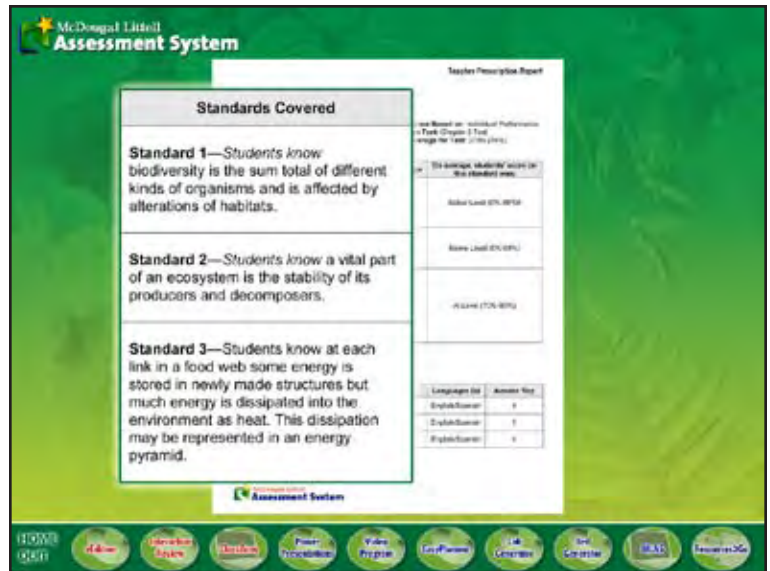
AS-03
transition
show MLAS-online test screen

And when a few students—or even just one—miss a concept, our color-coded diagnostic reports immediately let you know.



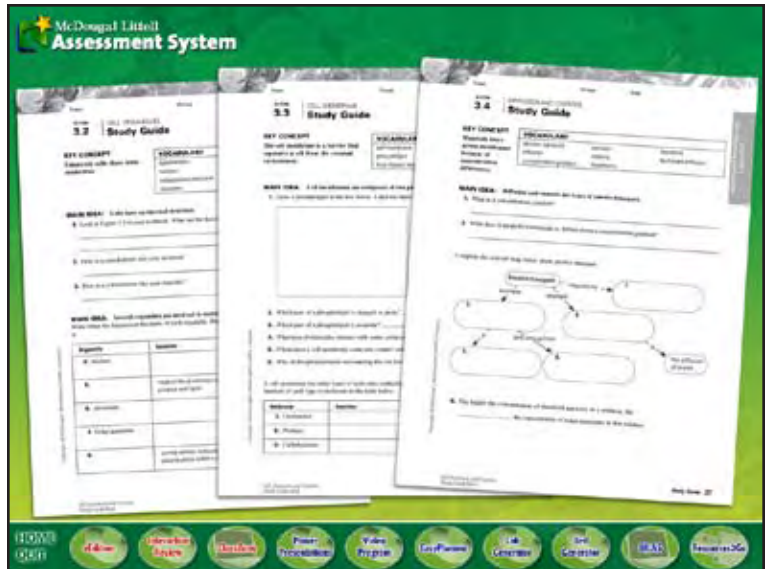
AS-06
transition
 show MLAS-colored report screen

The McDougal Littell Assessment System also provides prescription materials correlated directly to your state standards.



AS-07
transition
 show MLAS-prescription report
 zoom in standards box

Now your students can get a personalized remediation package developed just for them!



AS-08
fade out standards box

To continue your tour, click “continue”, or click an icon below.



HOME
transition to HOME
show intro laptop
show continue text and arrow
show CONTINUE button
loop movie until user clicks a button
(user can choose CONTINUE to go on to Resources2Go
or choose any product from the menu)

R2G

For when you're on the go, McDougal Littell offers all of your planning materials in one portable, time-saving device.

The innovative new Resources2Go is a convenient, paperless alternative to managing your resources. It contains all the materials you need—on one compact USB drive.

Just plug the Resources2Go drive in your computer and go to the resource you need—without delay!




R2G-01

transition

show R2G-logo

show R2G-laptop and USB drive

To continue your tour, click “continue”, or click an icon below.



HOME

transition to HOME

show intro laptop

show continue text and arrow

show CONTINUE button

loop movie until user clicks a button

(user can choose CONTINUE to go on to QUIT or choose any product from the menu)

QUIT

Thank you for taking the time to find out more about the exciting new technology components included with the McDougal Littell Biology program.



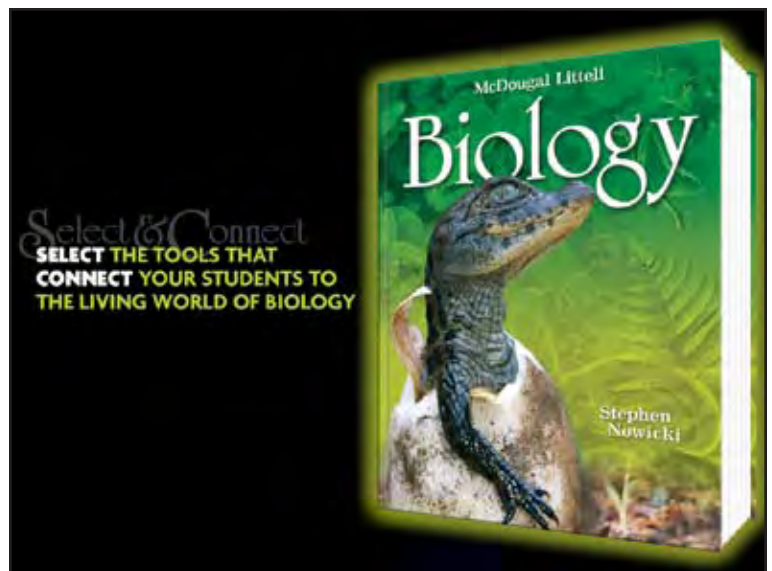
QUIT-01

transition

show Bio logo

show all tech products

McDougal Littell Biology gives you flexible ways to select the tools that fit your classroom and connect your students to the living world of biology.



QUIT-02

fade to black

fade in Bio PE and Bio sales story

From McDougal Littell—



QUIT-03
transition
show ML logo

Where great lessons begin.



QUIT-04
wipe in Where Great Lessons Begin
pause movie for 4 seconds



QUIT-05

transition

show ML signature

pause movie for 10 seconds



QUIT-06

transition

show Made with Macromedia logo

pause movie for 4 seconds

QUIT movie

Menu Rollovers

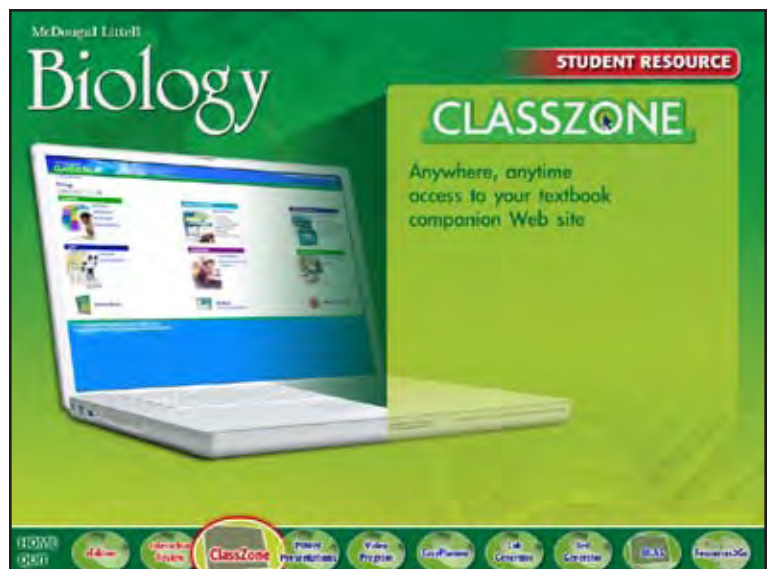
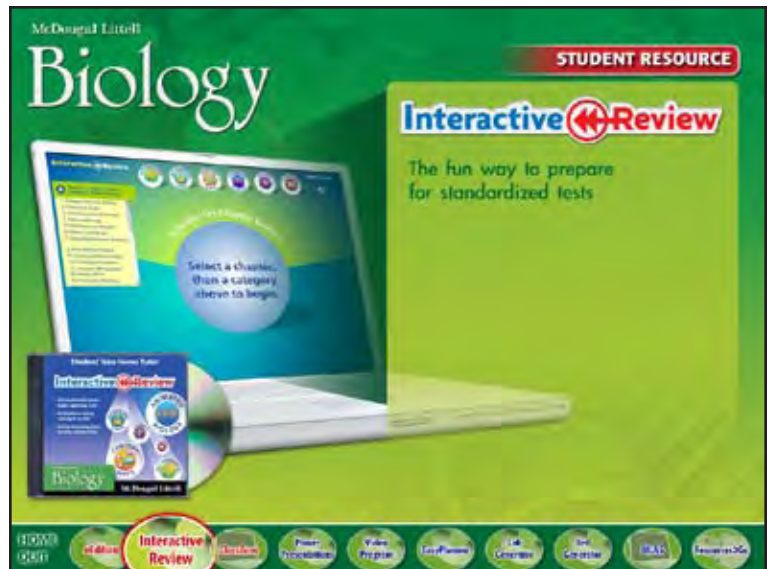

(what appears when user rolls mouse over the menu buttons)

menu button will grow, glow, and have 100% transparency

product logo, description, laptop, and/or CD/DVD will appear

either student resource or teacher tool will appear above product description

screen shots on laptop will loop through various screens found in that product's animation



Menu Rollovers

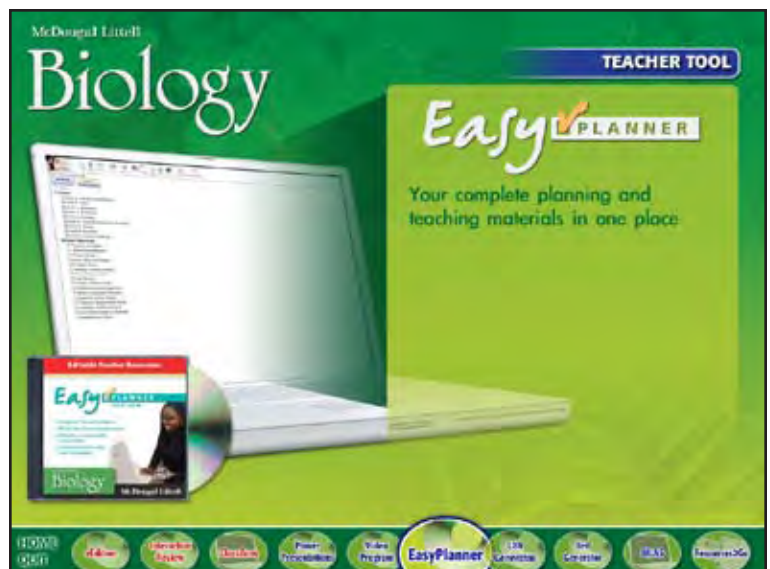

(what appears when user rolls mouse over the menu buttons)

menu button will grow, glow, and have 100% transparency

product logo, description, laptop, and/or CD/DVD will appear

either student resource or teacher tool will appear above product description

screen shots on laptop will loop through various screens found in that product's animation



Menu Rollovers

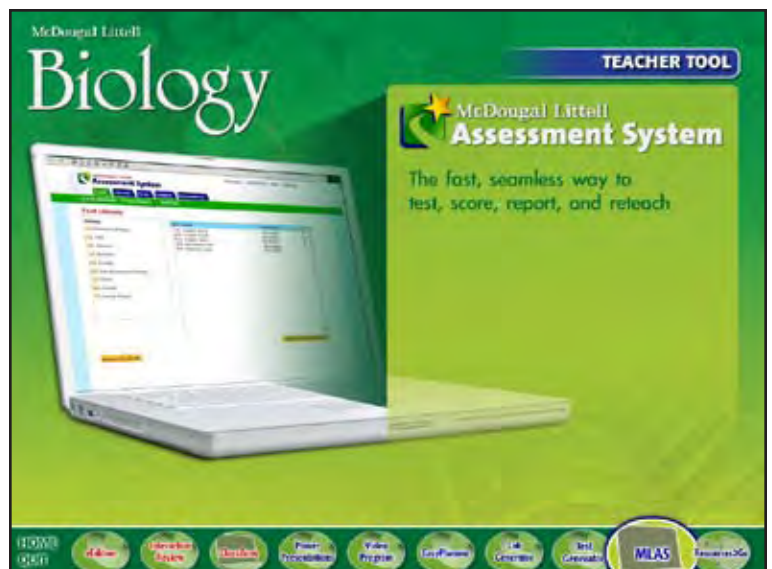
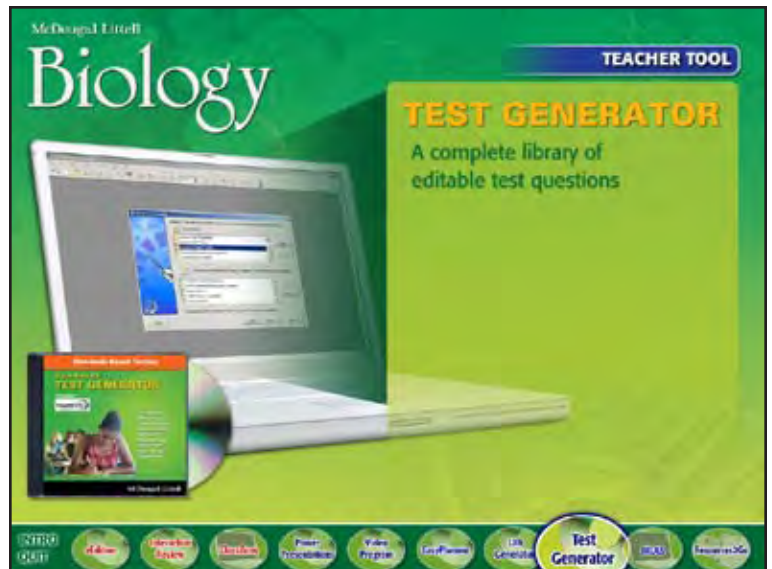
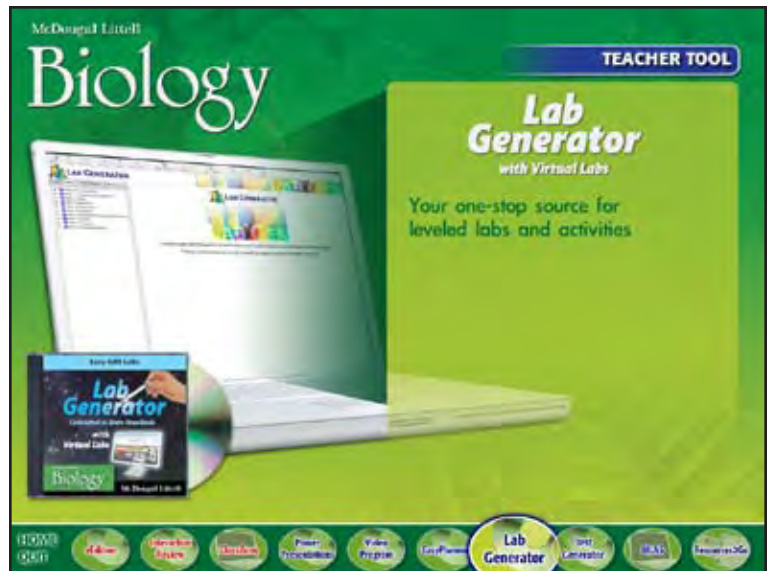
(what appears when user rolls mouse over the menu buttons)

menu button will grow, glow, and have 100% transparency

product logo, description, laptop, and/or CD/DVD will appear

either student resource or teacher tool will appear above product description

screen shots on laptop will loop through various screens found in that product's animation



Menu Rollovers

(what appears when user rolls mouse over the menu buttons)

menu button will grow, glow, and have 100% transparency

product logo, description, laptop, and/or CD/DVD will appear

either student resource or teacher tool will appear above product description

screen shots on laptop will loop through various screens found in that product's animation

